

Makita

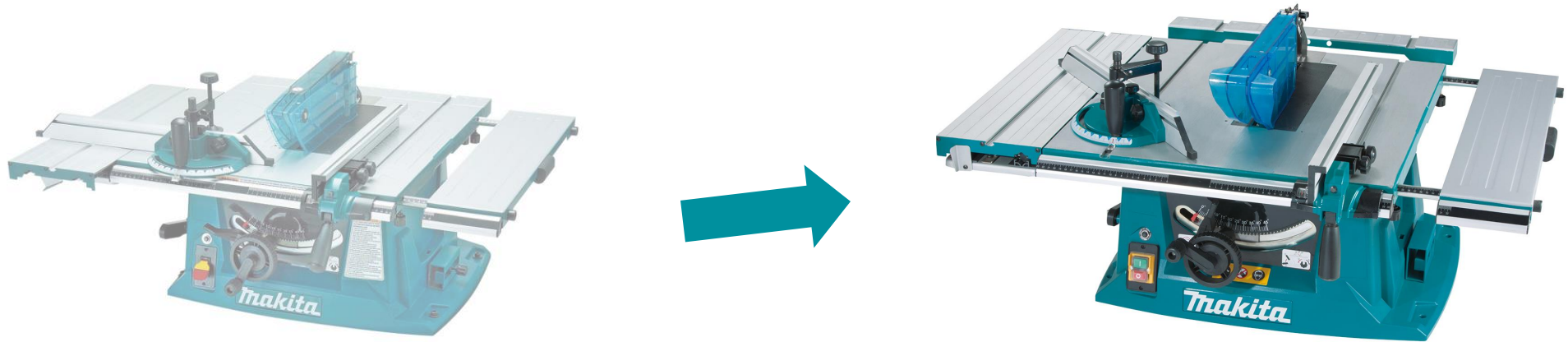
260mm (10-1/4") Table Saw

MLT100N

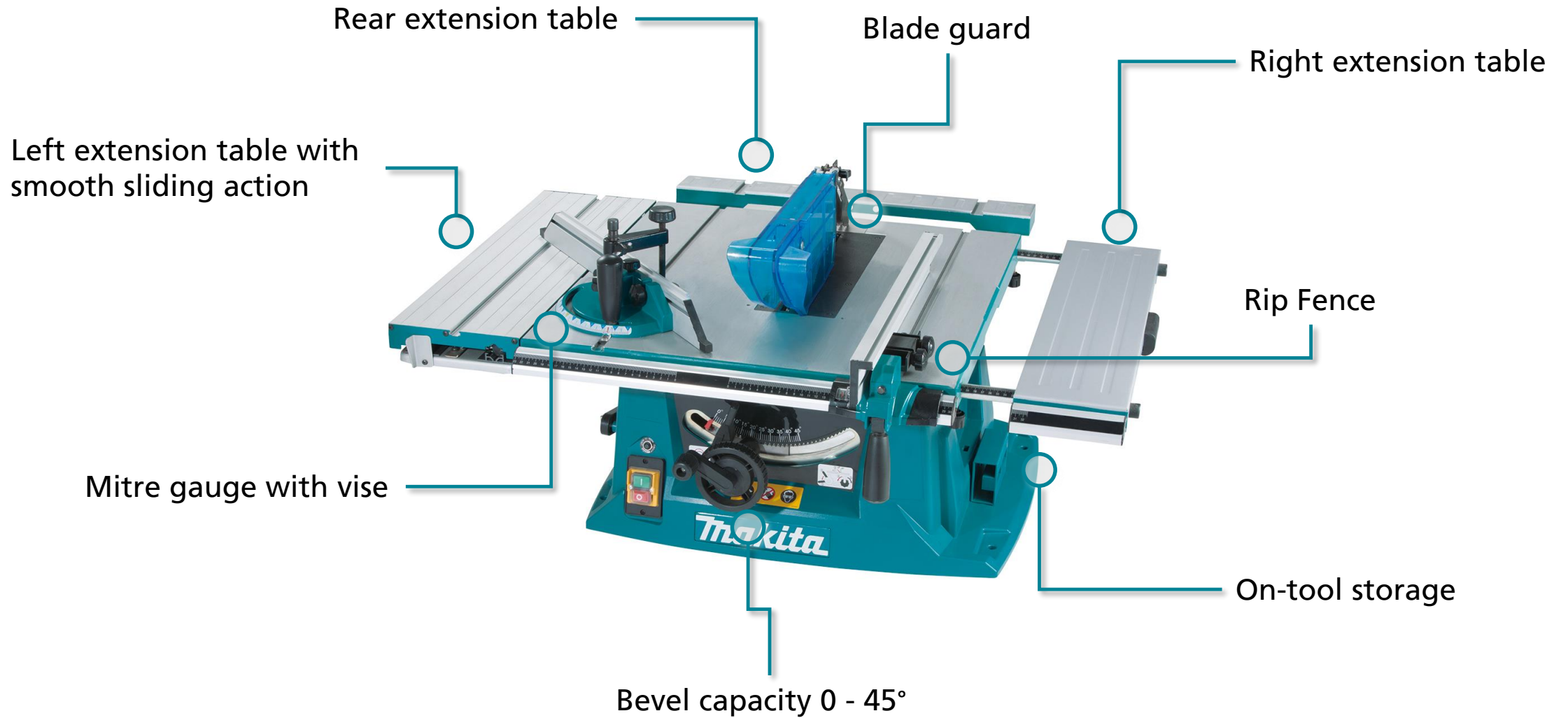


Product Objectives

- Designed to suit the needs of carpenters, builders, wood-working and cabinet makers
- Re-design guard to comply with industry standards improving safety
- The MLT100N replaces the MLT100



Product Overview



Product Specification Sheet



Max. cutting capacities at 0°	93mm
Max. cutting capacities at 45°	64mm
Blade diameter	260mm (10-1/4")
RHS max. rip / LHS max. rip	630mm / 530mm
Bevel cutting capacity	0 - 45°
No load speed	4,300rpm
Continuous rating input	1,500W
Overall length	726mm
Net weight	34.8kg
Power supply cord	2.0m

- **Blade guard** – newly designed blade guard for reduced kickback and top guard to prevent feeding of over-capacity workpieces
- **Bevel Cutting** – easily adjust the bevel angle by loosening the lock lever and turning the handwheel until the desired angle is obtained, indicated by the arrow pointer
- **Mitre gauge** – simply loosen knob on the gauge and align to desired angle (0° to 60°)
- **On-tool storage** – Push stick, triangular rule, saw blade and wrenches can be stored on the left hand side of the base. Rip fence and mitre gauge can be stored on the right hand side of the base
- **Extension table** – extendable sub table on the right hand side and rear of saw by loosening screws and adjusting to the desired length

Advantages

Power



Powerful 1,500W motor delivers 4,300rpm

Control



Extendable left, right, rear table

Performance





Perform Mitre cuts, with included Mitre gauge

Safety



Guard design to reduce kickback with electric brake

Product Replacement

	MLT100 - Discontinued	MLT100N
		
Max. cutting capacities at 0°	90.5mm	93mm
Max. cutting capacities at 45°	63mm	64mm
Blade diameter	255mm (10")	260mm (10-1/4")
RHS max. rip / LHS max. rip	630mm / 530mm	630mm / 530mm
Bevel cutting capacity	0 - 45°	0 - 45°
No load speed	4,300rpm	4,300rpm
Continuous rating input	1,500W	1,500W
Overall length	726mm	726mm
Net weight	34.8kg	34.8kg
Power supply cord	2.0m	2.0m

The guard section is different from that of MLT100. Guard has been redesigned for reduced kickback and top guard has been added to prevent use of over-capacity workpieces.

Our Range

MLT100N



2704




Max. cutting capacities at 0°	93mm	91mm
Max. cutting capacities at 45°	64mm	63mm
Blade diameter	260mm (10-1/4")	255mm (10")
RHS max. rip / LHS max. rip	630mm / 530mm	638mm / 330mm
Bevel cutting capacity	0 - 45°	-0.5 - 45°
No load speed	4,300rpm	4,800rpm
Continuous rating input	1,500W	1,650W
Overall length	726mm	665mm
Net weight	34.8kg	28.0kg
Power supply cord	2.0m	2.0m

Accessories

Standard Accessories

	B-10774	260mm x 30 x 40T TCT Saw Blade
	JM27000202	Rip Fence
	JM27000224	Mitre Gauge (with vise)
	JM27000087	Wrench (x2)
	JM27000329	Hex Wrench
	JM27000086	Push Stick
	762001-3	Triangular Rule

Optional Accessories

	JM27000300	WST03 - Stand Set (complete)
---	------------	------------------------------