



# Principal.

## Wardrobes

## Open plan.

Unleash your wardrobe's potential with an open plan design that lets you showcase your clothes, accessories and shoes while revolutionising the way you organise.

Open plan wardrobe design features an absence of doors, optimal space utilisation, versatility, and a modern aesthetic. Accessing your favorite garments becomes effortless, saving you valuable time and by storing your clothes in the open air, they stay fresher for longer, reducing the need for unnecessary laundry. Tailor the layout, shelves, and storage solutions to create your dream wardrobe, and provide a seamless blend of functionality and style. Step into a world where convenience and personalisation reign and transform the way you approach your wardrobe.

# Open plan.





## Walk-in.

Create the ultimate master suite with a captivating walk-in robe—a dedicated space that adds an essential element of luxury.

Walk-in robes effortlessly integrate with the bedroom, providing generous space to store and organise clothing and accessories, while featuring optimal lighting that enhances visibility, showcases the wardrobe's contents and creates a cohesive and functional space for seamless transitions from dressing to relaxation. Embrace the art of personalisation, tailoring shelves, drawers and storage solutions to meet your specific needs. Every piece finds its rightful place, making organisation a breeze. With elegant design elements and integrated lighting, your walk-in robe seamlessly merges with your bedroom, elevating your entire living space. Experience the epitome of style and functionality with a walk-in robe that defines your master suite.

# Walk-in.





## Built-in.

Elevate any bedroom or storage space with our exceptional built-in wardrobes, where style meets practicality in perfect harmony.

Built-in wardrobes optimise space utilisation, seamlessly integrating with the room's design, concealed behind doors or within wall recesses and adapt to various room sizes, maximizing storage capacity and adding long-lasting value. With ample storage, built in wardrobes effortlessly accommodate your clothing and accessories, while optimal lighting adds essential functionality and creates a stunning display. Use elegant design elements and seamless integration to enhance any bedroom or storage area, transforming it into a stylish and functional haven. Experience the ultimate blend of style and functionality with our built-in wardrobes, adding a touch of sophistication to your living space.

# Built-in.







# Wardrobes.

Experience premium quality and Australian craftsmanship with Principal's range of DIY-friendly modular wardrobes. Designed to maximise your valuable space and cater to the modern Australian lifestyle, our wardrobes are proudly Australian made, ensuring premium quality and attention to detail. With a wide range of storage accessories and configurations, you have the freedom to unleash your inner designer and create a wardrobe that perfectly suits your needs. Seamlessly blending style and functionality, our modular wardrobes transform your bedroom or living space into a meticulously organised oasis.

Whether it's a built-in wardrobe optimising storage or a walk-in robe offering a luxurious retreat, Principal's wardrobe range provides limitless possibilities to elevate your home. Experience the pleasure of creating a clutter-free environment that perfectly suits your unique needs, while adding a touch of sophistication to your home.

## Features:

- Premium Häfele hardware including double wall soft close drawers.
- DIY friendly/easy to assemble pre-drilled with all assembly hardware included.
- Cabinets are Australian made and manufactured.
- Full range of wardrobes accessories available.
- 16 separate modules per colour.
- 10 year warranty.
- 16mm solid backs.







## Plan yourself or ask for design assistance.

Discover the limitless possibilities of designing your own space or seek assistance from our expert design team, available nationwide, by visiting [principalkitchens.com.au](http://principalkitchens.com.au).

Take control of your project by measuring your space and utilising our user-friendly online designer. With just a few clicks, create your dream wardrobe, select your preferred style, and effortlessly add the desired elements. Once your masterpiece is complete, simply print it out as a comprehensive shopping list to guide your visit to your local store for seamless ordering. At Principal Wardrobes, we empower you to bring your vision to life.



## Accessories & Lighting.



**Pull-out shoe rack - Chrome**  
130 x 600mm  
806.38.244



**Pull-out trouser rack - Chrome**  
100 x 600mm  
806.38.254



**Pull-out wire basket - Chrome**  
150 x 600mm 806.38.204  
330 x 600mm 806.38.214



**Pull-out combi rail - Chrome**  
93 x 390mm  
Right hand 806.38.280  
Left hand 806.38.281



**Pull-out tie rail - Chrome**  
93 x 390mm  
Right hand 806.38.270  
Left hand 806.38.271



**Lighting strip kit - Black**  
600mm 498.52.486  
800mm 498.52.487

(Kits include: Lighting profile, profile end caps, Loox5 LED 2065 strip light, Loox5 motion switch, 2m lead).

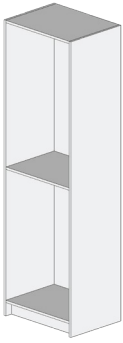


**Driver - For strip lighting**  
833.70.342






**6 Way distributor**  
833.95.786

# Cabinets.



**Wardrobe cabinet - 600mm**




1 x Fixed shelf

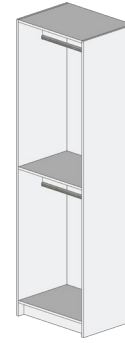
-  561.16.800
-  561.16.840
-  561.16.860



**Single hanging cabinet - 600mm**




1 x Hanging rail  
1 x Fixed shelf (Optional)

-  561.16.805
-  561.16.848
-  561.16.865



**Double hanging cabinet - 600mm**




2 x Hanging rails

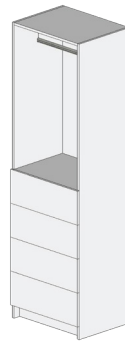
-  561.16.804
-  561.16.844
-  561.16.864



**Shelving & drawers cabinet - 600mm**




2 x Adjustable shelves  
4 x Soft close drawers

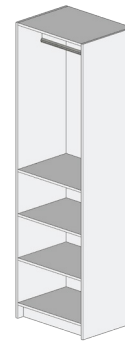
-  561.16.806
-  561.16.846
-  561.16.866



**Single hanging & drawers cabinet - 600mm**




1 x Hanging rail  
4 x Soft close drawers

-  561.16.807
-  561.16.847
-  561.16.867



**Single hanging & shelving cabinet - 600mm**

1 x Hanging rail  
2 x Adjustable shelves


-  561.16.802
-  561.16.842
-  561.16.862



**Shelving cabinet - 600mm**



1 x Fixed shelf  
4 x Adjustable shelves


-  561.16.803
-  561.16.843
-  561.16.863



**Shoe rack cabinet - 250mm**




1 x Fixed shelf  
4 x Adjustable shelves


-  561.16.810
-  561.16.820
-  561.16.830



**Double hanging corner cabinet - 800mm**




2 x Hanging rails


-  561.16.853
-  561.16.873
-  561.16.883



**Single hanging & shelving cabinet - 800mm**




1 x Hanging rail  
2 x Adjustable shelves

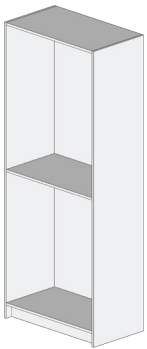
-  561.16.852
-  561.16.872
-  561.16.882



**Shelving corner cabinet - 800mm**




1 x Fixed shelf  
4 x Adjustable shelves

-  561.16.851
-  561.16.871
-  561.16.881



**Wardrobe cabinet - 800mm**




1 x Fixed shelf

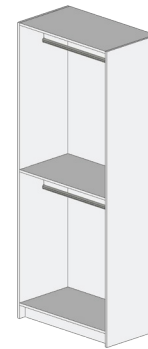
-  561.16.801
-  561.16.841
-  561.16.861



**Single hanging cabinet - 800mm**




1 x Hanging rail  
1 x Fixed shelf (Optional)

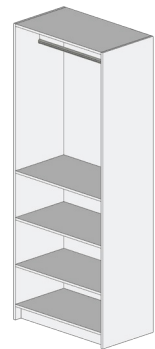
-  561.16.893
-  561.16.901
-  561.16.913



**Double hanging cabinet - 800mm**



2 x Hanging rails

-  561.16.892
-  561.16.900
-  561.16.912



**Single hanging & shelving cabinet - 800mm**




1 x Hanging rail  
2 x Adjustable shelves

-  561.16.890
-  561.16.845
-  561.16.910



**Shelving cabinet - 800mm**




1 x Fixed shelf  
4 x Adjustable shelves

-  561.16.891
-  561.16.902
-  561.16.911



**End panel**

1 x End panel

-  561.05.500
-  561.05.400
-  561.05.300

**Principal.**  
Wardrobes